

COLONIAL INTERMEDIATE HIGH INCOME FUND
Form N-Q
April 27, 2007

**UNITED STATES
SECURITIES AND EXCHANGE COMMISSION
Washington, D.C. 20549**

OMB APPROVAL
OMB Number: 3235-0578
Expires: May 31, 2007
Estimated average burden hours per
response.....21.09

FORM N-Q

**QUARTERLY SCHEDULE OF PORTFOLIO HOLDINGS OF REGISTERED
MANAGEMENT INVESTMENT COMPANY**

Investment Company Act file number 811-5567

Colonial Intermediate High Income Fund
(Exact name of registrant as specified in charter)

One Financial Center, Boston, Massachusetts
(Address of principal executive offices)

02111
(Zip code)

James R. Bordewick, Jr., Esq.

Columbia Management Advisors, LLC

One Financial Center

Boston, MA 02111
(Name and address of agent for service)

Registrant's telephone number, including area code: 1-617-426-3750

Date of fiscal year end: 11/30/2007

Date of reporting period: 2/28/2007

Item 1. Schedule of Investments.


INVESTMENT PORTFOLIO

February 28, 2007 (Unaudited)

Colonial Intermediate High Income Fund

		Par (\$)	Value (\$)*
Corporate Fixed-Income Bonds & Notes			
121.6%			
BASIC MATERIALS 9.2%			
Chemicals 5.1%			
Agricultural Chemicals 0.7%			
	Mosaic Co.		
	7.375% 12/01/14(a)	120,000	123,900
	7.625% 12/01/16(a)	445,000	463,913
			587,813
Chemicals-Diversified 3.6%			
	BCP Crystal US Holdings Corp.		
	9.625% 06/15/14	215,000	238,919
	EquiStar Chemicals LP		
	10.625% 05/01/11	345,000	364,837
	Huntsman International LLC		
	6.875% 11/15/13(a)	200,000	272,610
	7.875% 11/15/14(a)	285,000	294,975
	Ineos Group Holdings PLC		
	7.875% 02/15/16(a)	165,000	205,525
	8.500% 02/15/16(a)	265,000	257,713
	Innophos Investments Holdings, Inc.		
	PIK,		
	13.380% 02/15/15(b)	112,508	117,711
	Lyondell Chemical Co.		
	8.000% 09/15/14	250,000	263,125
	8.250% 09/15/16	380,000	408,500
	NOVA Chemicals Corp.		
	6.500% 01/15/12	425,000	403,750
			2,827,665
Chemicals-Specialty 0.8%			
	Chemtura Corp.		
	6.875% 06/01/16	365,000	354,050
	Rhodia SA		
	8.875% 06/01/11	271,000	283,872
			637,922
		Chemicals Total	4,053,400
Forest Products & Paper 2.8%			
Paper & Related Products 2.8%			
	Abitibi-Consolidated, Inc.		
	8.375% 04/01/15	380,000	369,550
	Boise Cascade LLC		
	7.125% 10/15/14	190,000	186,200

BASIC MATERIALS (continued)
Forest Products & Paper (continued)




Paper & Related Products (continued)

Edgar Filing: COLONIAL INTERMEDIATE HIGH INCOME FUND - Form N-Q

Domtar, Inc.			
	7.125% 08/15/15	330,000	331,237
Georgia-Pacific Corp.			
	8.000% 01/15/24	530,000	540,600
Neenah Paper, Inc.			
	7.375% 11/15/14	130,000	126,100
NewPage Corp.			
	10.000% 05/01/12	195,000	212,550
	12.000% 05/01/13	190,000	207,100
Norske Skog			
	8.625% 06/15/11	190,000	193,800
			2,167,137
Forest Products & Paper Total			2,167,137
Iron/Steel 0.4%			

Steel-Producers 0.2%



Steel Dynamics, Inc.

9.500% 03/15/09

160,000

164,000


164,000

Steel-Specialty 0.2%

Edgar Filing: COLONIAL INTERMEDIATE HIGH INCOME FUND - Form N-Q

UCAR Finance, Inc.			
	10.250% 02/15/12	156,000	164,190
			164,190
Iron/Steel Total			328,190
Metals & Mining	0.9%		

Diversified Minerals 0.9%



Edgar Filing: COLONIAL INTERMEDIATE HIGH INCOME FUND - Form N-Q

FMG Finance Ltd.			
	10.625% 09/01/16(a)	605,000	695,750
			695,750
Metals & Mining Total			695,750
		BASIC MATERIALS TOTAL	7,244,477

COMMUNICATIONS 26.7%

Media 10.8%

Broadcast Services/Programs 0.7%



Edgar Filing: COLONIAL INTERMEDIATE HIGH INCOME FUND - Form N-Q

Clear Channel Communications, Inc.			
	4.900% 05/15/15	230,000	194,457
	5.500% 12/15/16	365,000	314,957
			509,414

Corporate Fixed-Income Bonds & Notes (continued)	Par (\$)	Value (\$)
[Redacted content]		

COMMUNICATIONS (continued)

Media (continued)



Cable TV 4.8%

Atlantic Broadband Finance LLC



Edgar Filing: COLONIAL INTERMEDIATE HIGH INCOME FUND - Form N-Q

	9.375% 01/15/14	305,000	312,625
Charter Communications Holdings I LLC			
	9.920% 04/01/14	770,000	710,325
	11.000% 10/01/15	285,000	296,400
Charter Communications Holdings II LLC			
	10.250% 09/15/10	345,000	363,112
CSC Holdings, Inc.			
	7.625% 04/01/11	585,000	601,087
DirecTV Holdings LLC			
	6.375% 06/15/15	435,000	418,144
EchoStar DBS Corp.			
	6.625% 10/01/14	605,000	611,050
Insight Midwest LP			
	9.750% 10/01/09	42,000	42,735
	9.750% 10/01/09	101,000	102,768
Telenet Group Holding NV			
	(c) 06/15/14(a)		
	(11.500% 12/15/08)	368,000	339,480
			3,797,726
Multimedia 1.4%			

Edgar Filing: COLONIAL INTERMEDIATE HIGH INCOME FUND - Form N-Q

Advanstar Communications, Inc.			
	12.000% 02/15/11	35,000	36,312
	15.000% 10/15/11	310,000	322,400
Lamar Media Corp.			
	6.625% 08/15/15	360,000	354,600
Quebecor Media, Inc.			
	7.750% 03/15/16	410,000	420,250
			1,133,562

Publishing-Periodicals 3.4%



Edgar Filing: COLONIAL INTERMEDIATE HIGH INCOME FUND - Form N-Q

Dex Media West LLC			
	9.875% 08/15/13	739,000	804,586
Dex Media, Inc.			
	(c) 11/15/13		
	(9.000% 11/15/08)	250,000	231,250
Idearc, Inc.			
	8.000% 11/15/16(a)	390,000	400,725
PriMedia, Inc.			
	8.000% 05/15/13	510,000	524,025
R.H. Donnelley Corp.			
	8.875% 01/15/16	290,000	309,575

COMMUNICATIONS (continued)

Media (continued)



Publishing-Periodicals (continued)

Edgar Filing: COLONIAL INTERMEDIATE HIGH INCOME FUND - Form N-Q

Reader s Digest Association, Inc.			
	9.000% 02/15/17	370,000	367,688
Radio	0.5%		2,637,849

Edgar Filing: COLONIAL INTERMEDIATE HIGH INCOME FUND - Form N-Q

CMP Susquehanna Corp.			
	9.875% 05/15/14(a)	355,000	364,762
Media Total			364,762
Telecommunication Services	15.9%		8,443,313

Cellular Telecommunications 7.0%

Edgar Filing: COLONIAL INTERMEDIATE HIGH INCOME FUND - Form N-Q

Cricket Communications, Inc.			
	9.375% 11/01/14(a)	610,000	643,550
Digicel Group Ltd.			
	8.875% 01/15/15(a)	295,000	287,994
	PIK,		
	9.125% 01/15/15(a)	370,000	360,288
Dobson Cellular Systems, Inc.			
	8.375% 11/01/11	400,000	425,000
	9.875% 11/01/12	510,000	554,625
Horizon PCS, Inc.			
	11.375% 07/15/12	190,000	210,900
iPCS Escrow Co.			
	11.500% 05/01/12	170,000	187,850
MetroPCS Wireless, Inc.			
	9.250% 11/01/14(a)	585,000	614,250
Orascom Telecom Finance SCA			
	7.875% 02/08/14(a)	225,000	226,406
Rogers Wireless, Inc.			
	8.000% 12/15/12	210,000	223,913
	9.750% 06/01/16	385,000	487,025
Rural Cellular Corp.			
	9.750% 01/15/10	65,000	66,706
	11.110% 11/01/12(b)	320,000	332,800
US Unwired, Inc.			
	10.000% 06/15/12	500,000	547,026
Wind Acquisition Financial SA			
	PIK,		
	12.610% 12/21/11	295,000	302,375
			5,470,708

Corporate Fixed-Income Bonds & Notes (continued)	Par (\$)	Value (\$)
[Redacted content]		

COMMUNICATIONS (continued)

Telecommunication Services (continued)



Satellite Telecommunications 1.9%

Edgar Filing: COLONIAL INTERMEDIATE HIGH INCOME FUND - Form N-Q

Inmarsat Finance II PLC			
	(c) 11/15/12 (10.375% 11/15/08)	460,000	431,250
Intelsat Bermuda, Ltd.			
	11.250% 06/15/16(a)	490,000	554,925
Intelsat Intermediate Holdings Co., Ltd.			
	(c) 02/01/15 (9.250% 02/01/10)	330,000	273,075
PanAmSat Corp.			
	9.000% 08/15/14	226,000	244,080
			1,503,330
Telecommunication Equipment	0.5%		

Edgar Filing: COLONIAL INTERMEDIATE HIGH INCOME FUND - Form N-Q

Lucent Technologies, Inc.				
	6.450%	03/15/29	475,000	432,250
Telecommunication Services	2.4%			432,250

Edgar Filing: COLONIAL INTERMEDIATE HIGH INCOME FUND - Form N-Q


Embarq Corp.			
	7.082% 06/01/16	160,000	165,450
	7.995% 06/01/36	165,000	175,187
Nordic Telephone Co. Holdings ApS			
	8.250% 05/01/16(a)	240,000	351,746
Syniverse Technologies, Inc.			
	7.750% 08/15/13	260,000	261,300
Time Warner Telecom Holdings, Inc.			
	9.250% 02/15/14	380,000	407,550
West Corp.			
	11.000% 10/15/16(a)	515,000	557,488
			1,918,721

Telephone-Integrated 4.1%

Edgar Filing: COLONIAL INTERMEDIATE HIGH INCOME FUND - Form N-Q

Cincinnati Bell, Inc.			
	7.000% 02/15/15	360,000	358,650
Citizens Communications Co.			
	7.875% 01/15/27(a)	325,000	338,812
Qwest Communications International, Inc.			
	7.500% 02/15/14	250,000	259,063
Qwest Corp.			
	7.500% 10/01/14	145,000	153,881
	7.500% 06/15/23	575,000	582,906
	8.875% 03/15/12	515,000	569,075

COMMUNICATIONS (continued)
Telecommunication Services (continued)



Telephone-Integrated (continued)

Edgar Filing: COLONIAL INTERMEDIATE HIGH INCOME FUND - Form N-Q

US LEC Corp.			
	13.870% 10/01/09(b)	225,000	237,938
Virgin Media Finance PLC			
	8.750% 04/15/14	180,000	187,650
Windstream Corp.			
	8.625% 08/01/16	470,000	514,650
			3,202,625
Telecommunication Services Total			12,527,634
	COMMUNICATIONS TOTAL		20,970,947

CONSUMER CYCLICAL 22.8%

