

COLONIAL INVESTMENT GRADE MUNICIPAL TRUST  
Form N-Q  
April 27, 2007

**UNITED STATES  
SECURITIES AND EXCHANGE COMMISSION  
Washington, D.C. 20549**

OMB APPROVAL  
OMB Number: 3235-0578  
Expires: May 31, 2007  
Estimated average burden hours per  
response.....21.09

**FORM N-Q**

**QUARTERLY SCHEDULE OF PORTFOLIO HOLDINGS OF REGISTERED  
MANAGEMENT INVESTMENT COMPANY**

Investment Company Act file number 811-5785

Colonial Investment Grade Municipal Trust  
(Exact name of registrant as specified in charter)

One Financial Center, Boston, Massachusetts  
(Address of principal executive offices)

02111  
(Zip code)

James R. Bordewick, Jr., Esq.

Columbia Management Advisors, LLC

One Financial Center

Boston, MA 02111  
(Name and address of agent for service)

Registrant's telephone number, including area code: 1-617-426-3750

Date of fiscal year end: 11/30/2007

Date of reporting period: 2/28/2007

---

**Item 1. Schedule of Investments.**

---

Edgar Filing: COLONIAL INVESTMENT GRADE MUNICIPAL TRUST - Form N-Q

INVESTMENT PORTFOLIO


February 28, 2007 (Unaudited)

Colonial Investment Grade Municipal Trust

**Par (\$)**


**Value (\$)\***

**Municipal Bonds** 142.3%



**EDUCATION 6.6%**

**Education 2.9%**



Edgar Filing: COLONIAL INVESTMENT GRADE MUNICIPAL TRUST - Form N-Q

<b>FL Broward County Educational Facilities Authority</b>		
Nova Southeastern University,		
Series 2004 B,		
5.500% 04/01/24	155,000	166,357
<b>IL Chicago State University</b>		
Series 1998,		
Insured: MBIA		
5.500% 12/01/23	1,085,000	1,288,166
<b>PA Higher Education Facilities Authority</b>		
Philadelphia University,		
Series 2004 A,		
5.125% 06/01/25	500,000	519,920
<b>TN Metropolitan Government, Nashville &amp; Davidson County, Health &amp; Educational Facilities Board</b>		
Meharry Medical College,		
Series 1996,		
Insured: AMBAC		
6.000% 12/01/16	1,575,000	1,825,567
Education Total		3,800,010
<b>Prep School 1.2%</b>		

Edgar Filing: COLONIAL INVESTMENT GRADE MUNICIPAL TRUST - Form N-Q

<b>IL Finance Authority</b>		
Chicago Charter School Foundation, Series 2007, 5.000% 12/01/36	750,000	771,540
<b>KY Louisville &amp; Jefferson County Metropolitan Government</b>		
Assumption High School, Inc., Series 2006, 5.000% 10/01/35	500,000	518,885
<b>NH Business Finance Authority</b>		
Proctor Academy, Series 1998 A, 5.400% 06/01/17	340,000	348,354
Prep School Total		1,638,779
<b>Student Loan 2.5%</b>		

Edgar Filing: COLONIAL INVESTMENT GRADE MUNICIPAL TRUST - Form N-Q

**CT Higher Education Supplemental Loan Authority**

Series 2005 A, AMT,

Insured: MBIA

4.250% 11/15/19

1,700,000

1,715,504



**Par (\$)**

**Value (\$)**

**Municipal Bonds (continued)**



**EDUCATION** (continued)

**Student Loan** (continued)



Edgar Filing: COLONIAL INVESTMENT GRADE MUNICIPAL TRUST - Form N-Q

**NE Nebhelp, Inc.**

Series 1993 A-6, AMT,

Insured: MBIA

6.450% 06/01/18

1,500,000

1,608,345

Student Loan Total


3,323,849

EDUCATION TOTAL

8,762,638

**HEALTH CARE 31.2%**

**Continuing Care Retirement 11.4%**



Edgar Filing: COLONIAL INVESTMENT GRADE MUNICIPAL TRUST - Form N-Q

<b>CA La Verne</b>		
Brethren Hillcrest Homes, Series 2003 B, 6.625% 02/15/25	350,000	388,297
<b>CO Health Facilities Authority</b>		
Covenant Retirement Communities, Inc., Series 2005 B, 5.000% 12/01/16	860,000	899,147
<b>CT Development Authority</b>		
Elim Park Baptist, Inc., Series 2003, 5.750% 12/01/23	250,000	267,835
<b>FL Lee County Industrial Development Authority</b>		
Shell Point Village, Series 1999 A, 5.500% 11/15/29	175,000	179,652
<b>FL St. John s County Industrial Development Authority</b>		
Ponte Vedra, Inc., Series 2007, 5.000% 02/15/27	165,000	170,092
<b>GA Fulton County</b>		
Canterbury Court Project, Series 2004 A, 6.125% 02/15/34	250,000	264,260
Lenbrook Project, Series 2006 A, 5.000% 07/01/29	270,000	263,933
<b>GA Savannah Economic Development Authority</b>		
Marshes of Skidaway, Series 2003 A, 7.400% 01/01/24	250,000	267,040
<b>IL Finance Authority</b>		
Lutheran Senior Services, Series 2006, 5.125% 02/01/26	875,000	924,822
Washington & Jane Smith Community, Series 2005 A, 6.250% 11/15/35	500,000	528,595

Par (\$)

Value (\$)

**Municipal Bonds** (continued)



**HEALTH CARE (continued)**

**Continuing Care Retirement (continued)**


Edgar Filing: COLONIAL INVESTMENT GRADE MUNICIPAL TRUST - Form N-Q

<b>IL Health Facilities Authority</b>		
Washington & Jane Smith Community, Series 2003 A, 7.000% 11/15/32	250,000	272,157
<b>IN Health &amp; Educational Facilities Financing Authority</b>		
Baptist Homes of Indiana, Inc., Series 2005, 5.250% 11/15/35	500,000	527,120
<b>MA Development Finance Agency</b>		
Loomis House, Inc., Series 1999 A, 5.625% 07/01/15	200,000	205,838
<b>MD Westminster Economic Development Authority</b>		
Carroll Lutheran Village, Inc., Series 2004 A, 5.875% 05/01/21	500,000	521,395
<b>MI Kentwood Economic Development Corp.</b>		
Holland Home, Series 2006 A, 5.375% 11/15/36	500,000	529,040
<b>MO Cole County Industrial Development Authority</b>		
St. John's Lutheran Service, Series 2004, 5.500% 02/01/35	500,000	530,060
<b>MT Facility Finance Authority</b>		
St. John's Lutheran Ministries, Inc., Series 2006 A, 6.125% 05/15/36	200,000	209,926
<b>NC Medical Care Commission</b>		
United Methodist Retirement Home, Inc., Series 2005 C, 5.250% 10/01/24	250,000	257,905
<b>NJ Economic Development Authority</b>		
Lions Gate, Series 2005 A: 5.750% 01/01/25	310,000	323,488
5.875% 01/01/37	100,000	104,211
Lutheran Social Ministries, Series 2005, 5.100% 06/01/27	250,000	256,512
Marcus L. Ward Home, Series 2004, 5.750% 11/01/24	350,000	380,947
<b>PA Bucks County Industrial Development Authority</b>		
Ann's Choice, Inc., Series 2005 A, 6.125% 01/01/25	500,000	532,135

**Par (\$)**


**Value (\$)**

**Municipal Bonds** (continued)



**HEALTH CARE (continued)**

**Continuing Care Retirement (continued)**



Edgar Filing: COLONIAL INVESTMENT GRADE MUNICIPAL TRUST - Form N-Q

<b>PA Chartiers Valley Industrial &amp; Commercial Development Authority</b>		
Friendship Village/South, Series 2003 A, 5.250% 08/15/13	500,000	508,685
<b>PA Delaware County Authority</b>		
Dunwoody Village, Series 2003 A, 5.375% 04/01/17	250,000	266,712
<b>PA Montgomery County Industrial Development Authority</b>		
Whitemarsh Continuing Care Retirement Community, Series 2005: 6.125% 02/01/28	200,000	213,092
6.250% 02/01/35	300,000	319,239
<b>SC Jobs-Economic Development Authority</b>		
Wesley Commons, Series 2006, 5.300% 10/01/36	250,000	255,723
<b>TN Johnson City Health &amp; Educational Facilities Authority</b>		
Appalachian Christian Village, Series 2004 A, 6.250% 02/15/32	250,000	261,580
<b>TN Shelby County Health, Educational &amp; Housing Facilities Board</b>		
Germantown Village, Series 2003 A, 7.250% 12/01/34	150,000	155,333
Trezevant Manor, Series 2006 A, 5.750% 09/01/37	250,000	257,677
<b>TX Abilene Health Facilities Development Corp.</b>		
Sears Methodist Retirement Center, Series 2003 A, 7.000% 11/15/33	500,000	544,290
<b>TX Bexar County Health Facilities Development Corp.</b>		
Army Retirement Residence Foundation, Series 2007, 5.000% 07/01/33	760,000	786,646
<b>TX Tarrant County Cultural Education Facilities</b>		
Northwest Senior Housing-Edgemere, Series 2006 A, 6.000% 11/15/36	250,000	267,780
<b>VA Suffolk Industrial Development Authority Retirement Facilities</b>		
Lake Prince Center, Series 2006, 5.300% 09/01/31	250,000	256,068

**Par (\$)**

**Value (\$)**

**Municipal Bonds** (continued)





**HEALTH CARE (continued)**

**Continuing Care Retirement (continued)**



Edgar Filing: COLONIAL INVESTMENT GRADE MUNICIPAL TRUST - Form N-Q

**VA Virginia Beach Development Authority**

Westminster-Canterbury of Hampton, Series 2005, 5.250% 11/01/26	300,000	309,990
---	---------	---------

**VA Winchester Industrial Development Authority**

Westminster-Canterbury, Series 2005 A, 5.300% 01/01/35	250,000	256,118
--	---------	---------

**WI Health & Educational Facilities Authority**

Eastcastle Place, Inc., Series 2004, 6.125% 12/01/34	150,000	153,537
--	---------	---------

Milwaukee Catholic Home, Series 2006, 5.000% 07/01/26	1,000,000	1,047,840
---	-----------	-----------

Three Pillars Senior Living Communities, Series 2003, 5.600% 08/15/23	300,000	317,223
---	---------	---------

Continuing Care Retirement Total		14,981,940
----------------------------------	--	------------

**Health Services** 1.5%

Edgar Filing: COLONIAL INVESTMENT GRADE MUNICIPAL TRUST - Form N-Q

<b>CO Health Facilities Authority</b>		
National Jewish Medical & Research Center,		
Series 1998 B,		
5.375% 01/01/29	250,000	253,660
<b>LA Public Facilities Authority</b>		
Pennington Medical Foundation,		
Series 2006,		
5.000% 07/01/21	1,000,000	1,061,240
<b>MA Health &amp; Educational Facilities Authority</b>		
Civic Investments, Inc.,		
Series 2002 A,		
9.000% 12/15/15	250,000	308,158
<b>MN Minneapolis St. Paul Housing &amp; Redevelopment Authority</b>		
HealthPartners,		
Series 2006,		
5.250% 05/15/23	325,000	347,418
Health Services Total		1,970,476
<b>Hospitals</b> 14.7%		

Edgar Filing: COLONIAL INVESTMENT GRADE MUNICIPAL TRUST - Form N-Q

---

**AL Health Care Authority**

Baptist Health, Series 2006 B, 5.000% 11/15/21	850,000	886,524
--	---------	---------

**AR Washington County**

Washington Regional Medical Center, Series 2005 B, 5.000% 02/01/30	400,000	413,196
--	---------	---------

**CA Health Facilities Financing Authority**

Catholic Healthcare West, Series 2004 I, 4.950% 07/01/26	200,000	211,844
--	---------	---------

**Par (\$)**


**Value (\$)**

**Municipal Bonds** (continued)



**HEALTH CARE (continued)**

**Hospitals (continued)**



Edgar Filing: COLONIAL INVESTMENT GRADE MUNICIPAL TRUST - Form N-Q


<b>CA Turlock</b>		
Emanuel Medical Center, Inc., Series 2004, 5.375% 10/15/34	500,000	527,800
<b>CO Health Facilities Authority</b>		
Parkview Medical Center, Series 2004, 5.000% 09/01/25	250,000	257,980
Vail Valley Medical Center, Series 2004, 5.000% 01/15/20	250,000	261,750
<b>DE Health Facilities Authority</b>		
Beebe Medical Center, Series 2004 A, 5.000% 06/01/16	500,000	523,495
<b>FL Hillsborough County Industrial Development Authority</b>		
Health Science Center, Series 2006 G, 5.000% 10/01/21	400,000	423,740
<b>FL Orange County Health Facilities Authority</b>		
Orlando Regional Healthcare System: Series 1996 C, Insured: MBIA 6.250% 10/01/13	720,000	819,281
Series 1999 E, 6.000% 10/01/26	170,000	179,948
<b>FL South Broward Hospital District</b>		
Series 2002, 5.625% 05/01/32	1,000,000	1,079,470
<b>IL Southwestern Development Authority</b>		
Anderson Hospital: Series 1999, 5.375% 08/15/15	380,000	392,491
Series 2006, 5.125% 08/15/36	1,000,000	1,036,710
<b>IN Health &amp; Educational Facility Financing Authority</b>		
Jackson County Schneck Memorial, Series 2006 A, 5.250% 02/15/36	350,000	372,102
<b>IN Health Facility Financing Authority</b>		
Community Foundation of Northwest Indiana, Inc., Series 2004 A, 6.000% 03/01/34	150,000	161,960



**Par (\$)**


**Value (\$)**

**Municipal Bonds** (continued)



**HEALTH CARE (continued)**

**Hospitals (continued)**




Edgar Filing: COLONIAL INVESTMENT GRADE MUNICIPAL TRUST - Form N-Q

<b>KS University Hospital Authority</b>		
Series 2006:		
4.500% 09/01/32	250,000	250,383
5.000% 09/01/36	500,000	521,525
<b>LA Public Facilities Authority</b>		
Touro Infirmary, Series 1999 A, 5.625% 08/15/29		
	500,000	516,065
<b>MA Health &amp; Educational Facilities Authority</b>		
Milford-Whitinsville Regional Hospital, Series 1998 C, 5.750% 07/15/13		
	500,000	518,815
South Shore Hospital, Series 1999 F, 5.750% 07/01/29		
	1,000,000	1,047,690
<b>MD Health &amp; Higher Educational Facilities Authority</b>		
Adventist Health Care, Series 2003 A: 5.000% 01/01/16		
	250,000	257,723
5.750% 01/01/25	250,000	268,740
<b>MI Hospital Finance Authority</b>		
Oakwood Obligated Group, Series 2003, 5.500% 11/01/18		
	400,000	431,420
<b>MN St. Paul Housing &amp; Redevelopment Authority</b>		
HealthEast, Inc.: Series 2001 A, 5.700% 11/01/15		
	250,000	257,265
Series 2005, 5.150% 11/15/20		
	250,000	265,197
<b>MN St. Paul Port Authority</b>		
Regions Hospital, Series 2007 1, 5.000% 08/01/36		
	675,000	682,891
<b>MO Saline County Industrial Development Authority</b>		
John Fitzgibbon Memorial Hospital, Series 2005, 5.625% 12/01/35		
	500,000	511,255
<b>MT Facilities Finance Authority</b>		
Montana's Children's Home and Hospital, Series 2005 B, 4.750% 01/01/24		
	250,000	257,240

**Par (\$)**

**Value (\$)**

**Municipal Bonds** (continued)



**HEALTH CARE (continued)**

**Hospitals (continued)**

Edgar Filing: COLONIAL INVESTMENT GRADE MUNICIPAL TRUST - Form N-Q

<b>NH Higher Educational &amp; Health Facilities Authority</b>		
Catholic Medical Center, Series 2002 A, 6.125% 07/01/32	60,000	65,696
The Memorial Hospital at North Conway, Series 2006, 5.250% 06/01/36	300,000	314,085
<b>NV Henderson</b>		
Catholic Healthcare West, Series 1999 A, 6.750% 07/01/20	60,000	65,418
St. Rose Dominican Hospital, Series 1998 A, 5.375% 07/01/26	195,000	199,701
<b>NY Dormitory Authority</b>		
Mount Sinai Hospital: Series 2000 C, 5.500% 07/01/26	300,000	304,329
Series 2000, 5.500% 07/01/26	200,000	202,886
North-Shore Long Island Jewish Medical Center, Series 2003, 5.500% 05/01/33	100,000	107,733
<b>OH Lakewood Hospital Improvement District</b>		
Lakewood Hospital Association, Series 2003, 5.500% 02/15/14	385,000	411,534
<b>RI Health &amp; Educational Building Corp.</b>		
Lifespan Obligated Group, Series 2002, 6.375% 08/15/21	65,000	71,704
<b>SC Jobs Economic Development Authority</b>		
Bon Secours-St. Francis Medical Center, Series 2002, 5.500% 11/15/23	500,000	533,990
<b>SC Lexington County Health Services</b>		
Lexington Medical Center, Series 2003, 5.500% 11/01/23	500,000	534,165
<b>SD Health &amp; Educational Facilities Authority</b>		
Sioux Valley Hospital & Health System, Series 2004 A, 5.250% 11/01/34	250,000	265,537
<b>TN Sullivan County Health Educational &amp; Housing Facilities Board</b>		
Wellmont Health System, Series 2006 C, 5.250% 09/01/26	1,000,000	1,065,460



**Par (\$)**

**Value (\$)**

**Municipal Bonds** (continued)



**HEALTH CARE (continued)**

**Hospitals (continued)**



Edgar Filing: COLONIAL INVESTMENT GRADE MUNICIPAL TRUST - Form N-Q

<b>VA Augusta County Industrial Development Authority</b>		
Augusta Health Care, Inc.,		
Series 2003,		
5.250% 09/01/19	1,000,000	1,098,280
<b>VT Educational &amp; Health Buildings Financing Agency</b>		
Fletcher Allen Health Care,		
Series 2007 A,		
4.750% 12/01/36	200,000	202,324
<b>WI Health &amp; Educational Facilities Authority</b>		
Aurora Health Care, Inc.,		
Series 2003,		
6.400% 04/15/33	175,000	195,648
Fort Healthcare, Inc.,		
Series 2004,		
5.375% 05/01/18	385,000	411,519
Hospitals Total		19,384,509
<b>Intermediate Care Facilities</b>	0.5%	

Edgar Filing: COLONIAL INVESTMENT GRADE MUNICIPAL TRUST - Form N-Q

**IL Development Finance Authority**

Hoosier Care, Inc.,

Series 1999 A,

7.125% 06/01/34

450,000

464,971

**MA Development Finance Agency**

Evergreen Center, Inc.,

Series 2005,

5.000% 01/01/24

250,000

251,273

Intermediate Care Facilities Total

716,244

**Nursing Homes** 3.1%


Edgar Filing: COLONIAL INVESTMENT GRADE MUNICIPAL TRUST - Form N-Q

<b>AK Juneau</b>		
St. Ann's Care Center, Inc., Series 1999, 6.875% 12/01/25	470,000	470,729
<b>CO Health Facilities Authority</b>		
Evangelical Lutheran Good Samaritan Foundation, Series 2005, 5.000% 06/01/35	125,000	130,066
Pioneer Health Care, Series 1989, 10.500% 05/01/19	1,400,000	1,400,028
<b>DE Economic Development Authority</b>		
Churchman Village Project, Series 1991 A, 10.000% 03/01/21	840,000	840,613
<b>PA Chester County Industrial Development Authority</b>		
Pennsylvania Nursing Home, Series 2002, 8.500% 05/01/32	740,000	773,204

**Par (\$)**

**Value (\$)**


**Municipal Bonds** (continued)





**HEALTH CARE (continued)**

**Nursing Homes (continued)**



Edgar Filing: COLONIAL INVESTMENT GRADE MUNICIPAL TRUST - Form N-Q

**PA Delaware County Industrial Development Authority**

Care Institute-Main Line LLC,

Series 2005,

9.000% 08/01/31

540,000

437,049

Nursing Homes Total


4,051,689

HEALTH CARE TOTAL

41,104,858

**HOUSING 13.5%**

**Assisted Living/Senior 1.2%**



Edgar Filing: COLONIAL INVESTMENT GRADE MUNICIPAL TRUST - Form N-Q

**NC Medical Care Commission**

DePaul Community Facilities, Inc., Series 1998, 6.125% 01/01/28	500,000	497,125
---	---------	---------

**NY Suffolk County Industrial Development Agency**

Gurwin Jewish Phase II, Series 2004, 6.700% 05/01/39	500,000	544,625
--	---------	---------

**OR Clackamas County Hospital Facility Authority**

Robison Jewish Home, Series 2005, 5.250% 10/01/27	500,000	507,360
Assisted Living/Senior Total		1,549,110

**Multi-Family** 7.7%


Edgar Filing: COLONIAL INVESTMENT GRADE MUNICIPAL TRUST - Form N-Q

<b>DC Housing Finance Agency</b>		
Henson Ridge, Series 2004 E, AMT, Insured: FHA 5.100% 06/01/37	500,000	521,060
<b>FL Broward County Housing Finance Authority</b>		
Chaves Lake Apartments Ltd., Series 2000 A, AMT, 7.500% 07/01/40	500,000	531,690
<b>FL Capital Trust Agency</b>		
Atlantic Housing Foundation, Inc., Series 2005 C, 5.875% 01/01/28	375,000	383,224
<b>FL Clay County Housing Finance Authority</b>		
Breckenridge Commons Ltd., Series 2000 A, AMT, 7.450% 07/01/40	245,000	259,097
<b>MA Housing Finance Agency</b>		
Series 2004 A, AMT, Insured: FSA 5.250% 07/01/25	2,000,000	2,071,800
Series 2005 E, AMT, 5.000% 12/01/28	250,000	259,752
<b>ME Housing Authority</b>		
Series 2005 A-2, AMT, 4.950% 11/15/27	500,000	510,300

**Par (\$)**


**Value (\$)**

**Municipal Bonds** (continued)



**HOUSING (continued)**

**Multi-Family (continued)**





Edgar Filing: COLONIAL INVESTMENT GRADE MUNICIPAL TRUST - Form N-Q

<b>MN Minneapolis Student Housing</b>		
Riverton Community Housing, Inc., Series 2006 A, 5.700% 08/01/40	250,000	252,973
<b>MN White Bear Lake</b>		
Birch Lake Townhomes: Series 1989 A, AMT, 10.250% 07/15/19	775,000	735,087
Series 1989 B, AMT, (a) 07/15/19	665,000	199,600
<b>NC Durham Housing Authority</b>		
Magnolia Pointe Apartments, Series 2005, AMT, 5.650% 02/01/38	400,000	401,340
<b>NC Medical Care Commission</b>		
ARC Project, Series 2004 A, 5.800% 10/01/34	655,000	709,928
<b>NJ Middlesex County Improvement Authority</b>		
Student Housing Urban Renewal, Series 2004 A, 5.000% 08/15/18	300,000	317,403
<b>NM Mortgage Finance Authority</b>		
Series 2005 E, AMT, Insured: FHA 4.800% 09/01/40	500,000	500,310
<b>NY New York City Housing Development Corp.</b>		
Series 2005 F-1, 4.650% 11/01/25	500,000	514,725
<b>OH Montgomery County</b>		
Heartland of Centerville LLC, Series 2005, AMT, Insured: FHLMC 4.950% 11/01/35	250,000	256,853
<b>Resolution Trust Corp.</b>		
Pass-Through Certificates, Series 1993 A, 8.500% 12/01/16(b)	227,741	226,083
<b>WA Seattle Housing Authority</b>		
High Rise Rehabilitation Phase I LP, Series 2005, AMT, Insured: FSA 5.000% 11/01/25	500,000	514,500
<b>WA Tacoma Housing Authority</b>		
Redwood, Series 2005, AMT, Guarantor: GNMA 5.050% 11/20/37	1,040,000	1,074,923
Multi-Family Total		10,240,648

**Par (\$)**


**Value (\$)**

**Municipal Bonds** (continued)



**HOUSING (continued)**

**Single-Family** 4.6%




Edgar Filing: COLONIAL INVESTMENT GRADE MUNICIPAL TRUST - Form N-Q

<b>CO Housing &amp; Finance Authority</b>		
Series 2000 B-2, AMT, 7.250% 10/01/31	65,000	65,471
<b>IL Chicago</b>		
Series 2000 A, AMT, Guarantor: FNMA 7.150% 09/01/31	25,000	25,667
<b>MA Housing Finance Agency</b>		
Series 2005, AMT, 4.850% 12/01/35	750,000	756,997
Series 2005 B, 5.000% 06/01/30	455,000	472,062
<b>MN Minneapolis St. Paul Housing Finance Board</b>		
Series 2006, AMT, Guarantor: GNMA 5.000% 12/01/38	498,880	514,809
<b>MT Board of Housing</b>		
Series 2005 A, AMT, 5.000% 06/01/36	955,000	980,059
<b>ND Housing Finance Agency</b>		
Series 2006 A, AMT, 4.850% 07/01/21	500,000	515,270
<b>OK Housing Finance Agency</b>		
Series 2006 C, AMT, Guarantor: GNMA 4.900% 09/01/21	705,000	728,272
<b>PA Pittsburgh Urban Redevelopment Authority</b>		
Series 2006 C, Guarantor: GNMA 4.800% 04/01/28	500,000	508,785
<b>TN Housing Development Agency</b>		
Series 2007-1, AMT, 4.650% 07/01/27(c)	1,000,000	1,008,600
<b>WI Housing &amp; Economic Development Authority</b>		
Series 2005 C, AMT, 4.875% 03/01/36	485,000	492,770
Single-Family Total		6,068,762
<b>HOUSING TOTAL</b>		<b>17,858,520</b>

**INDUSTRIALS** 5.0%

**Food Products** 1.0%



**MI Strategic Fund**

Imperial Holly Corp., Series 1998 C, AMT, 6.550% 11/01/25	250,000	256,983
---	---------	---------

**Par (\$)**

**Value (\$)**




**Municipal Bonds** (continued)



**INDUSTRIALS** (continued)

**Food Products** (continued)



**NE Washington County WasteWater Facilities Authority**

Cargill, Inc.,

Series 2002, AMT,

5.900% 11/01/27

1,000,000

1,098,620

Food Products Total

1,355,603

**Forest Products & Paper** 1.1%

Edgar Filing: COLONIAL INVESTMENT GRADE MUNICIPAL TRUST - Form N-Q

**AL Camden Industrial Development Board**

Weyerhaeuser Co., Series 2003 B, AMT, 6.375% 12/01/24	275,000	302,888
---	---------	---------

**AR Camden Environmental Improvement Authority**

International Paper Co., Series 2004 A, AMT, 5.000% 11/01/18	500,000	512,780
--	---------	---------

**FL Escambia County Environmental Improvement Revenue**

International Paper Co., Series 2003 A, AMT, 5.750% 11/01/27	250,000	265,755
--	---------	---------

**MS Lowndes County**

Weyerhaeuser Co., Series 1992 B, 6.700% 04/01/22	325,000	395,271
Forest Products & Paper Total		1,476,694

**Manufacturing** 1.8%

Edgar Filing: COLONIAL INVESTMENT GRADE MUNICIPAL TRUST - Form N-Q

**MO Development Finance Board**

Procter & Gamble Co.,

Series 1999, AMT,

5.200% 03/15/29

250,000

282,992

**MS Business Finance Corp.**

Northrop Grumman Ship Systems, Inc.,

Series 2006,

4.550% 12/01/28

2,000,000

2,018,100

Manufacturing Total

2,301,092

**Oil & Gas** 0.7%

Edgar Filing: COLONIAL INVESTMENT GRADE MUNICIPAL TRUST - Form N-Q

---

**NJ Middlesex County Pollution Control Authority**

Amerada Hess Corp.,		
Series 2004,		
6.050% 09/15/34	175,000	192,117

**NV Clark County Industrial Development Authority**

Southwest Gas Corp.,		
Series 2003 E, AMT,		
5.800% 03/01/38	250,000	266,538

**Par (\$)**

**Value (\$)**

**Municipal Bonds** (continued)





**INDUSTRIALS** (continued)

**Oil & Gas** (continued)



Edgar Filing: COLONIAL INVESTMENT GRADE MUNICIPAL TRUST - Form N-Q

**TX Gulf Coast Industrial Development Authority**

Citgo Petroleum, Series 1998, AMT, 8.000% 04/01/28	250,000	282,837
--	---------	---------

**VI Virgin Islands Public Finance Authority**

Hovensa LLC, Series 2003, AMT, 6.125% 07/01/22	200,000	222,298
Oil & Gas Total		963,790

**Other Industrial Development Bonds** 0.4%

**NJ Economic Development Authority**

GMT Realty LLC, Series 2006 B, AMT, 6.875% 01/01/37	500,000	523,440
Other Industrial Development Bonds Total		523,440
<b>INDUSTRIALS TOTAL</b>		<b>6,620,619</b>

**OTHER** 16.7%

**Other** 0.2%



Edgar Filing: COLONIAL INVESTMENT GRADE MUNICIPAL TRUST - Form N-Q

**PR Commonwealth of Puerto Rico Government Development Bank**

Series 2006 B,

5.000% 12/01/15

250,000

269,493

Other Total

269,493

**Pool/Bond Bank** 0.4%

Edgar Filing: COLONIAL INVESTMENT GRADE MUNICIPAL TRUST - Form N-Q

**OH Summit County Port Authority**

Seville Project,

Series 2005 A,

5.100% 05/15/25

490,000

502,519

Pool/Bond Bank Total

502,519

**Refunded/Escrowed(d)** 13.9%

Edgar Filing: COLONIAL INVESTMENT GRADE MUNICIPAL TRUST - Form N-Q


<b>CA Golden State Tobacco Securitization Corp.</b>		
Series 2003 B, Pre-refunded 06/01/13, 5.500% 06/01/43	500,000	549,545
<b>CO Highlands Ranch Metropolitan District No. 2</b>		
Series 1996, Escrowed to Maturity, Insured: CGIC 6.500% 06/15/11	725,000	806,135
<b>FL Capital Projects Finance Authority</b>		
Glenridge on Palmer Ranch, Series 2002 A, Pre-refunded 06/01/12, 8.000% 06/01/32	500,000	599,480

**Par (\$)**

**Value (\$)**




**Municipal Bonds** (continued)



**OTHER (continued)**

**Refunded/Escrowed(d) (continued)**




Edgar Filing: COLONIAL INVESTMENT GRADE MUNICIPAL TRUST - Form N-Q

<b>FL Orange County Health Facilities Authority</b>		
Orlando Regional Healthcare System:		
Series 1996 C, Escrowed to Maturity, Insured: MBIA 6.250% 10/01/13	1,740,000	1,999,556
Series 1999 E, Pre-refunded 10/01/09, 6.000% 10/01/26	5,000	5,323
Series 2002, Pre-refunded 12/01/12, 5.750% 12/01/32	150,000	164,747
<b>IL Development Finance Authority</b>		
Adventist Health System, Series 1999, Pre-refunded 11/15/09, 5.500% 11/15/20	900,000	950,274
<b>IL Health Facilities Authority</b>		
Lutheran Senior Ministries, Series 2001 A, Pre-refunded 08/15/11, 7.375% 08/15/31	250,000	289,452
Swedish American Hospital, Series 2000, Pre-refunded 05/15/10, 6.875% 11/15/30	500,000	546,770
<b>KS University Hospital Authority</b>		
Jayhawk Primary Care, Series 2002, Pre-refunded 09/01/12, 5.625% 09/01/32	500,000	547,305
<b>MA Development Finance Agency</b>		
Western New England College, Series 2002, Pre-refunded 12/01/12, 6.125% 12/01/32	315,000	355,944
<b>MD Health &amp; Higher Educational Facilities Authority</b>		
University of Maryland Medical System, Series 2000, Pre-refunded 07/01/10, 6.750% 07/01/30	250,000	276,372
<b>MI Garden City School District</b>		
Series 2001, Insured: QSBLF, Pre-refunded 05/01/11, 5.500% 05/01/16	325,000	347,942
<b>MN University of Minnesota</b>		
Series 1996 A, Escrowed to Maturity: 5.500% 07/01/21 5.750% 07/01/14	2,000,000 500,000	2,327,200 566,030

**Par (\$)**

**Value (\$)**

**Municipal Bonds** (continued)



**OTHER (continued)**

**Refunded/Escrowed(d) (continued)**

Edgar Filing: COLONIAL INVESTMENT GRADE MUNICIPAL TRUST - Form N-Q

<b>MO Health &amp; Educational Facilities Authority</b>		
Central Institute for the Deaf, Series 1999, Pre-refunded 01/01/10, Insured: RAD 5.850% 01/01/22	600,000	634,626
<b>NC Lincoln County</b>		
Lincoln County Hospital, Series 1991, Escrowed to Maturity, 9.000% 05/01/07	25,000	25,200
<b>NC Municipal Power Agency</b>		
Catawba No. 1, Series 1986, Escrowed to Maturity, 5.000% 01/01/20	1,670,000	1,852,965
<b>NH Health &amp; Educational Facilities Authority</b>		
Catholic Medical Center, Series 2002 A, Pre-refunded 7/01/12, 6.125% 07/01/32	440,000	491,929
<b>NV Henderson</b>		
Catholic Healthcare West, Series 1999 A, Pre-refunded 07/01/10, 6.750% 07/01/20	440,000	485,540
St. Rose Dominican Hospital, Series 1998 A, Pre-refunded 07/01/08, 5.375% 07/01/26	55,000	56,497
<b>NY Convention Center Operating Corp.</b>		
Yale Building Project, Series 2003, Escrowed to Maturity, (a) 06/01/08	700,000	668,920
<b>RI Health &amp; Educational Building Corp.</b>		
Hospital Financing Lifespan, Series 2002, Pre-refunded 08/15/12, 6.375% 08/15/21	435,000	491,850
<b>TN Shelby County Health, Educational &amp; Housing Facilities Board</b>		
Open Arms Development Centers: Series 1992 A, Pre-refunded 08/01/07, 9.750% 08/01/19	375,000	401,677
Series 1992 C, Pre-refunded 08/01/07, 9.750% 08/01/19	380,000	407,033
<b>TX Tech University</b>		
Series 1999, Insured: AMBAC, Pre-refunded 02/15/09, 5.000% 02/15/29	2,500,000	2,563,850
Refunded/Escrowed Total		18,412,162

**Par (\$)**

**Value (\$)**



**Municipal Bonds** (continued)



**OTHER (continued)**

**Tobacco (continued)**



**Tobacco** 2.2%

Edgar Filing: COLONIAL INVESTMENT GRADE MUNICIPAL TRUST - Form N-Q

<b>CA Golden State Tobacco Securitization Corp.</b>		
Series 2003 A-1, 6.250% 06/01/33	750,000	839,782
<b>CA Tobacco Securitization Authority</b>		
San Diego County Tobacco, Series 2006, (a) 06/01/46	6,000,000	556,080
<b>NY TSASC, Inc.</b>		
Series 2006 1, 5.125% 06/01/42	750,000	773,647
<b>SC Tobacco Settlement Management Authority</b>		
San Diego County Tobacco, Series 2001 B, 6.375% 05/15/28	400,000	432,692
<b>WI Badger Tobacco Asset Securitization Corp.</b>		
Series 2002, 6.375% 06/01/32	250,000	271,883
Tobacco Total		2,874,084
OTHER TOTAL		22,058,258

**OTHER REVENUE 2.2%**

**Hotels 0.6%**



Edgar Filing: COLONIAL INVESTMENT GRADE MUNICIPAL TRUST - Form N-Q

**MA Boston Industrial Development Financing Authority**

Crosstown Center Hotel LLC,

Series 2002, AMT,

6.500% 09/01/35

280,000

291,931

**NJ Middlesex County Improvement Authority**

Heldrich Associates LLC,

Series 2005 B,

6.250% 01/01/37

500,000

519,380

Hotels Total

811,311

**Recreation** 1.6%

Edgar Filing: COLONIAL INVESTMENT GRADE MUNICIPAL TRUST - Form N-Q


<b>CA Cabazon Band Mission Indians</b>		
Series 2004:		
8.375% 10/01/15(b)	100,000	106,200
8.750% 10/01/19(b)	360,000	382,320
<b>DC District of Columbia</b>		
Smithsonian Institute, Series 1997,		
5.000% 02/01/28	1,000,000	1,016,650
<b>NY Liberty Development Corp.</b>		
National Sports Museum, Series 2006 A,		
6.125% 02/15/19(b)	250,000	262,800

**Par (\$)**

**Value (\$)**



**Municipal Bonds** (continued)



**OTHER REVENUE (continued)**

**Recreation (continued)**

Edgar Filing: COLONIAL INVESTMENT GRADE MUNICIPAL TRUST - Form N-Q

**OR Cow Creek Band Umpqua Tribe of Indians**

Series 2006 C,		
5.625% 10/01/26(b)	350,000	358,659
Recreation Total		2,126,629
OTHER REVENUE TOTAL		2,937,940

**RESOURCE RECOVERY** 3.4%

**Disposal** 1.6%

Edgar Filing: COLONIAL INVESTMENT GRADE MUNICIPAL TRUST - Form N-Q

<b>FL Lee County Solid Waste Systems</b>		
Series 2006 A, AMT, Insured: AMBAC 5.000% 10/01/17	1,500,000	1,612,275
<b>OH Solid Waste</b>		
Republic Services, Inc., Series 2004, AMT, 4.250% 04/01/33	500,000	491,570
Disposal Total		2,103,845
<b>Resource Recovery</b> 1.8%		

Edgar Filing: COLONIAL INVESTMENT GRADE MUNICIPAL TRUST - Form N-Q

<b>MA Industrial Finance Agency</b>		
Ogden Haverhill Associates, Series 1998 A, AMT, 5.450% 12/01/12	1,250,000	1,297,850
<b>PA Delaware County Industrial Development Authority</b>		
American REF-Fuel Co., Series 1997 A, 6.100% 07/01/13	1,000,000	1,034,700
Resource Recovery Total		2,332,550
RESOURCE RECOVERY TOTAL		4,436,395

**TAX-BACKED** 41.9%

**Local Appropriated** 4.5%

Edgar Filing: COLONIAL INVESTMENT GRADE MUNICIPAL TRUST - Form N-Q


<b>AZ Game &amp; Fish Department &amp; Commission</b>		
Series 2006, 5.000% 07/01/26	900,000	951,543
<b>CA Compton</b>		
Civic Center & Capital Improvements, Series 1997 A, 5.500% 09/01/15	500,000	513,640
<b>CA Los Angeles County</b>		
Series 1999 A, Insured: AMBAC (a) 08/01/21	2,135,000	1,154,138
<b>MN Andover Economic Development Authority</b>		
Series 2004, 5.000% 02/01/19	600,000	634,104



**Par (\$)**

**Value (\$)**

**Municipal Bonds** (continued)



**TAX-BACKED** (continued)

**Local Appropriated** (continued)

Edgar Filing: COLONIAL INVESTMENT GRADE MUNICIPAL TRUST - Form N-Q

<b>MN Hibbing Economic Development Authority</b>		
Series 1997, 6.400% 02/01/12	335,000	336,688
<b>MO St. Louis Industrial Development Authority</b>		
St. Louis Convention Center, Series 2000, Insured: AMBAC (a) 07/15/18	300,000	188,817
<b>SC Berkeley County School District</b>		
Series 2003, 5.000% 12/01/28	500,000	520,605
<b>SC Dorchester County School District No. 2</b>		
Series 2004, 5.250% 12/01/29	250,000	266,700
<b>SC Lancaster Educational Assistance Program</b>		
Lancaster County School District, Series 2004, 5.000% 12/01/26	550,000	573,661
<b>SC Laurens County School District No. 55</b>		
Series 2005, 5.250% 12/01/30	350,000	373,765
<b>SC Newberry County School District</b>		
Series 2005, 5.000% 12/01/30	350,000	365,362
Local Appropriated Total		5,879,023
<b>Local General Obligations</b> 10.3%		


Edgar Filing: COLONIAL INVESTMENT GRADE MUNICIPAL TRUST - Form N-Q

<b>CA Modesto High School District</b>		
Series 2002 A, Insured: FGIC (a) 08/01/19	1,350,000	809,392
<b>CA Pomona Unified School District</b>		
Series 2000 A, Insured: MBIA 6.450% 08/01/22	1,000,000	1,279,420
<b>CA West Contra Costa Unified School District</b>		
Series 2001 B, Insured: MBIA 6.000% 08/01/24	250,000	310,508
<b>CO Highlands Ranch Metropolitan District No. 2</b>		
Series 1996, Insured: CGIC 6.500% 06/15/11	650,000	722,195

**Par (\$)**


**Value (\$)**

**Municipal Bonds** (continued)



**TAX-BACKED (continued)**

**Local General Obligations (continued)**





Edgar Filing: COLONIAL INVESTMENT GRADE MUNICIPAL TRUST - Form N-Q

<b>IL Chicago</b>		
Series 1996 A-2, Insured: AMBAC 6.250% 01/01/14	1,480,000	1,700,402
Series 1999, Insured: FGIC 5.500% 01/01/23	1,000,000	1,179,880
<b>IL Hoffman Estates Park District</b>		
Series 2004, 5.000% 12/01/16	500,000	530,980
<b>IL St. Clair County</b>		
Series 1997 B, Insured: FGIC (a) 12/01/13	2,000,000	1,531,340
Series 1999, Insured: FGIC (a) 10/01/16	2,000,000	1,357,900
<b>IL Will County School District No. 17</b>		
Series 2001, Insured: AMBAC 8.500% 12/01/15	1,400,000	1,885,184
<b>MI St. John s Public School</b>		
Series 1998, Insured: FGIC 5.100% 05/01/25	1,000,000	1,141,060
<b>NY New York City</b>		
Series 2003 J, 5.500% 06/01/18	500,000	544,885
<b>TX Dallas County Flood Control District</b>		
Series 2002, 7.250% 04/01/32	500,000	535,120
Local General Obligations Total		13,528,266
<b>Special Non-Property Tax</b> 7.1%		

Edgar Filing: COLONIAL INVESTMENT GRADE MUNICIPAL TRUST - Form N-Q

<b>FL Tampa Sports Authority</b>		
Series 1995, Insured: MBIA 5.750% 10/01/25	1,000,000	1,219,020
<b>IL Bolingbrook</b>		
Sales Tax Revenue, Series 2005, (e) 01/01/24 (6.250% 01/01/08)	250,000	248,615
<b>KS Wyandotte County</b>		
Series 2005 B, 5.000% 12/01/20	100,000	104,389
<b>NJ Economic Development Authority</b>		
Cigarette Tax, Series 2004, 5.750% 06/15/29	500,000	542,450

**Par (\$)**

**Value (\$)**

**Municipal Bonds** (continued)



**TAX-BACKED** (continued)

**Special Non-Property Tax** (continued)

Edgar Filing: COLONIAL INVESTMENT GRADE MUNICIPAL TRUST - Form N-Q

<b>NM Dona Ana County</b>		
Series 1998, Insured: AMBAC 5.500% 06/01/15	1,000,000	1,124,900
<b>NY Local Government Assistance Corp.</b>		
Series 1993 E, 5.000% 04/01/21	3,000,000	3,313,110
<b>NY New York City Transitional Finance Authority</b>		
Series 1998 A, 5.000% 11/15/26	1,960,000	2,058,098
<b>PR Commonwealth of Puerto Rico Infrastructure Financing Authority</b>		
Series 2006 B, 5.000% 07/01/26	750,000	797,715
Special Non-Property Tax Total		9,408,297
<b>Special Property Tax</b> 5.6%		

Edgar Filing: COLONIAL INVESTMENT GRADE MUNICIPAL TRUST - Form N-Q

<b>CA Huntington Beach Community Facilities District</b>		
Grand Coast Resort, Series 2001-1, 6.450% 09/01/31	300,000	323,091
<b>CA Lincoln Community Facilities District No. 2003-1</b>		
Series 2004, 5.550% 09/01/18	455,000	475,807
<b>CA Oakdale Public Financing Authority</b>		
Central City Redevelopment Project, Series 2004, 5.375% 06/01/33	500,000	530,930
<b>FL Celebration Community Development District</b>		
Series 2003 A, 6.400% 05/01/34	240,000	256,003
<b>FL Double Branch Community Development District</b>		
Series 2002 A, 6.700% 05/01/34	325,000	357,337
<b>FL Seven Oaks Community Development District II</b>		
Series 2004 A, 5.875% 05/01/35	495,000	511,924
Series 2004 B, 5.000% 05/01/09	165,000	165,289
<b>FL West Villages Improvement District</b>		
Series 2006, 5.500% 05/01/37	500,000	506,755
<b>FL Westridge Community Development District</b>		
Series 2005, 5.800% 05/01/37	500,000	514,580

**Par (\$)**

**Value (\$)**



**Municipal Bonds** (continued)



**TAX-BACKED** (continued)

**Special Property Tax** (continued)

Edgar Filing: COLONIAL INVESTMENT GRADE MUNICIPAL TRUST - Form N-Q

<b>GA Atlanta</b>		
Series 2005 A, AMT, 5.625% 01/01/16	400,000	414,388
<b>IL Chicago</b>		
Pilsen Redevelopment, Series 2004 B, 6.750% 06/01/22	610,000	663,308
<b>IL Du Page County Special Service Area No. 31</b>		
Series 2006, 5.400% 03/01/16	250,000	259,355
<b>IL Lincolnshire Special Services Area No. 1</b>		
Sedgebrook Project, Series 2004, 6.250% 03/01/34	225,000	239,351
<b>IL Plano Special Service Area No. 4</b>		
Series 2005 5-B, 6.000% 03/01/35	750,000	759,367
<b>IL Volo Village Special Service Area No. 3</b>		
Series 2006-1, 6.000% 03/01/36	250,000	257,290
<b>IN Portage</b>		
Series 2006, 5.000% 01/15/27	105,000	108,166
<b>MO Fenton</b>		
Tax Increment Revenue, Series 2006, 4.500% 04/01/21	500,000	504,395
<b>MO Riverside</b>		
Tax Increment Revenue, Series 2004, 5.250% 05/01/20	500,000	519,140
Special Property Tax Total		7,366,476
<b>State Appropriated</b> 10.8%		


Edgar Filing: COLONIAL INVESTMENT GRADE MUNICIPAL TRUST - Form N-Q

<b>IN Office Building Commission</b>		
Series 1995 B, Insured: AMBAC 6.250% 07/01/16	2,820,000	3,290,545
<b>KY Property &amp; Buildings Commission</b>		
Series 2001, 5.500% 11/01/14	455,000	489,029
<b>NY Dormitory Authority</b>		
Series 1993 A, 5.750% 07/01/18	5,000,000	5,680,750
Series 2000 C, Insured: FSA 5.750% 05/15/17	1,000,000	1,166,780

**Par (\$)**

**Value (\$)**

**Municipal Bonds** (continued)



**TAX-BACKED** (continued)

**State Appropriated** (continued)

Edgar Filing: COLONIAL INVESTMENT GRADE MUNICIPAL TRUST - Form N-Q

<b>NY Urban Development Corp.</b>		
Series 1995, 5.600% 04/01/15	1,000,000	1,100,930
<b>UT Building Ownership Authority</b>		
Series 1998, Insured: FSA 5.500% 05/15/19	1,750,000	2,016,228
<b>WV Building Commission</b>		
Series 1998 A, Insured: AMBAC 5.375% 07/01/18	500,000	563,140
State Appropriated Total		14,307,402
<b>State General Obligations</b> 3.6%		



Edgar Filing: COLONIAL INVESTMENT GRADE MUNICIPAL TRUST - Form N-Q

<b>CA State</b>		
Series 1995, 5.750% 03/01/19	70,000	70,631
<b>MA State</b>		
Series 1998 C, 5.250% 08/01/17	1,000,000	1,122,730
<b>PR Commonwealth of Puerto Rico Aqueduct &amp; Sewer Authority</b>		
Series 1995, Insured: MBIA: 6.250% 07/01/12	1,000,000	1,125,090
6.250% 07/01/13	750,000	859,463
Series 2004 A, 5.000% 07/01/30	415,000	433,339
<b>PR Commonwealth of Puerto Rico</b>		
Series 2001, Insured: FSA 5.500% 07/01/17	1,000,000	1,151,140
State General Obligations Total		4,762,393
<b>TAX-BACKED TOTAL</b>		<b>55,251,857</b>

**TRANSPORTATION 8.6%**

**Air Transportation 2.3%**



**IN Indianapolis Airport Authority**

Fed Ex Corp., Series 2004, AMT, 5.100% 01/15/17	250,000	265,413
---	---------	---------

**NC Charlotte/Douglas International Airport**

US Airways, Inc., Series 2000, AMT, 7.750% 02/01/28	500,000	543,460
---	---------	---------


**NJ Economic Development Authority**

Continental Airlines, Inc., Series 1999, AMT, 6.250% 09/15/19	500,000	520,280
---	---------	---------

**Par (\$)**

**Value (\$)**

**Municipal Bonds** (continued)



**TRANSPORTATION** (continued)

**Air Transportation** (continued)

Edgar Filing: COLONIAL INVESTMENT GRADE MUNICIPAL TRUST - Form N-Q

<b>NY New York City Industrial Development Agency</b>		
Terminal One Group Association LP, Series 2005, AMT, 5.500% 01/01/21	250,000	274,170
<b>NY Port Authority of New York &amp; New Jersey</b>		
JFK International Air Terminal LLC, Series 1997, AMT, Insured: MBIA 6.250% 12/01/08	1,000,000	1,041,570
<b>TX Houston Industrial Development Corp.</b>		
United Parcel Service, Series 2002, AMT, 6.000% 03/01/23	365,000	387,535
<b>Air Transportation Total</b>		<b>3,032,428</b>
<b>Airports</b> 1.6%		

**MA Port Authority**

Series 1999 C, 5.750% 07/01/29(f)	2,000,000	2,131,460
Airports Total		2,131,460
<b>Toll Facilities</b> 2.3%		



Edgar Filing: COLONIAL INVESTMENT GRADE MUNICIPAL TRUST - Form N-Q

<b>CA Foothill/Eastern Transportation Corridor Agency</b>		
Series 1995 A, 5.000% 01/01/35(g)	1,000,000	1,010,750
<b>CA San Joaquin Hills Transportation Corridor Agency</b>		
Series 1997 A, Insured: MBIA (a) 01/15/15	2,000,000	1,468,340
<b>CO Northwest Parkway Public Highway Authority</b>		
Series 2001 D, 7.125% 06/15/41	500,000	540,025
Toll Facilities Total		3,019,115
<b>Transportation</b> 2.4%		

**IL Regional Transportation Authority**

Series 1994 C,

Insured: FGIC

7.750% 06/01/20	1,000,000	1,380,360
-----------------	-----------	-----------

**NV Department of Business & Industry**

Las Vegas Monorail Co.,

Series 2000:

7.375% 01/01/30	250,000	264,542
-----------------	---------	---------

7.375% 01/01/40	250,000	264,153
-----------------	---------	---------

**Par (\$)**

**Value (\$)**

**Municipal Bonds** (continued)



**TRANSPORTATION** (continued)

**Transportation** (continued)

Edgar Filing: COLONIAL INVESTMENT GRADE MUNICIPAL TRUST - Form N-Q

**OH Toledo-Lucas County Port Authority**

Series 1992,		
6.450% 12/15/21	1,000,000	1,218,690
Transportation Total		3,127,745
TRANSPORTATION TOTAL		11,310,748

**UTILITIES 13.2%**

**Independent Power Producers 1.5%**

Edgar Filing: COLONIAL INVESTMENT GRADE MUNICIPAL TRUST - Form N-Q

<b>NY Suffolk County Industrial Development Agency</b>		
Nissequogue Cogeneration Partners Facilities,		
Series 1998, AMT,		
5.500% 01/01/23	550,000	550,891
<b>OR Western Generation Agency</b>		
Wauna Cogeneration Project,		
Series 2006 B, AMT,		
5.000% 01/01/16	500,000	514,780
<b>PA Carbon County Industrial Development Authority</b>		
Panther Creek Partners,		
Series 2000, AMT,		
6.650% 05/01/10	110,000	114,676
<b>PA Economic Development Financing Authority</b>		
Colver Project,		
Series 2005, AMT,		
5.125% 12/01/15	425,000	432,213
<b>PR Commonwealth of Puerto Rico Industrial, Tourist, Educational, Medical &amp; Environmental Cogeneration Facilities</b>		
AES Project,		
Series 2000, AMT,		
6.625% 06/01/26	320,000	346,963
Independent Power Producers Total		1,959,523
<b>Investor Owned</b>	10.9%	




Edgar Filing: COLONIAL INVESTMENT GRADE MUNICIPAL TRUST - Form N-Q

<b>CA Chula Vista Industrial Development Authority</b>		
San Diego Gas & Electric Co., Series 1996 B, AMT, 5.500% 12/01/21	625,000	692,075
<b>FL Polk County Industrial Development Authority</b>		
Tampa Electric Co., Series 1996, AMT, 5.850% 12/01/30	500,000	510,730
<b>IN Petersburg</b>		
Indianapolis Power & Light Co., Series 1993 B, Insured: MBIA 5.400% 08/01/17	2,500,000	2,797,700
<b>MI Strategic Fund</b>		
Detroit Edison Co., Series 1998 A, AMT, Insured: MBIA 5.550% 09/01/29	3,000,000	3,162,390

**Par (\$)**

**Value (\$)**

**Municipal Bonds** (continued)



**UTILITIES (continued)**

**Investor Owned (continued)**


Edgar Filing: COLONIAL INVESTMENT GRADE MUNICIPAL TRUST - Form N-Q

<b>MS Business Finance Corp.</b>		
Systems Energy Resources, Inc. Project, Series 1998, 5.875% 04/01/22	1,000,000	1,003,500
<b>MT Forsyth</b>		
Northwestern Corp., Series 2006, Insured: AMBAC 4.650% 08/01/23	500,000	522,740
Portland General, Series 1998 A, 5.200% 05/01/33	150,000	153,708
<b>NH Business Finance Authority</b>		
Public Service Co., Series 2006 B, AMT, Insured: MBIA 4.750% 05/01/21	250,000	257,780
<b>NV Clark County Industrial Development Authority</b>		
Nevada Power Co.: Series 1995 B, AMT, 5.900% 10/01/30	250,000	250,158
Series 1997 A, AMT, 5.900% 11/01/32	250,000	250,213
<b>OH Air Quality Development Authority</b>		
Cleveland Electric Illuminating Co., Series 2002 A, 6.000% 12/01/13	650,000	665,229
<b>PA Economic Development Financing Authority</b>		
Reliant Energy, Inc., Series 2001 A, AMT, 6.750% 12/01/36	200,000	220,902
<b>TX Brazos River Authority</b>		
TXU Energy Co., LLC: Series 1999, AMT, 7.700% 04/01/33	250,000	287,047
Series 2001 C, AMT, 5.750% 05/01/36	100,000	103,126
Series 2003 C, AMT, 6.750% 10/01/38	270,000	298,350
<b>TX Matagorda County Navigation District No. 1</b>		
Centerpoint Energy, Inc., Series 1997, AMT, Insured: AMBAC 5.125% 11/01/28	2,000,000	2,240,080

**Par (\$)**

**Value (\$)**

**Municipal Bonds** (continued)



**UTILITIES** (continued)

**Investor Owned** (continued)





Edgar Filing: COLONIAL INVESTMENT GRADE MUNICIPAL TRUST - Form N-Q

**WY Campbell County**

Black Hills Power, Inc., Series 2004, 5.350% 10/01/24	500,000	528,640
---	---------	---------

**WY Converse County**

PacifiCorp, Series 1988, 3.900% 01/01/14	500,000	485,880
Investor Owned Total		14,430,248

**Joint Power Authority** 0.7%

Edgar Filing: COLONIAL INVESTMENT GRADE MUNICIPAL TRUST - Form N-Q

**NC Eastern Municipal Power Agency**

Series 2003 F, 5.500% 01/01/16	285,000	306,905
-----------------------------------	---------	---------

**NC Municipal Power Agency**

Catawba Electric No. 1, Series 1998 A, Insured: MBIA 5.500% 01/01/15	640,000	714,989
---	---------	---------

Joint Power Authority Total		1,021,894
-----------------------------	--	-----------

**Water & Sewer** 0.1%

**MS V Lakes Utility District**

Series 1994,

8.250% 07/15/24(i)

135,000

81,031

UTILITIES TOTAL

17,492,696

Edgar Filing: COLONIAL INVESTMENT GRADE MUNICIPAL TRUST - Form N-Q

<b>Total Municipal Bonds</b> (cost of \$177,479,859)		<b>187,864,529</b>
	<b>Shares</b>	
<b>Municipal Preferred Stocks</b>	2.0%	

**HOUSING** 2.0%

**Multi-Family** 2.0%

Edgar Filing: COLONIAL INVESTMENT GRADE MUNICIPAL TRUST - Form N-Q

<b>Charter Mac Equity Issuer Trust</b>		
AMT,		
6.300% 04/30/19(b)	500,000	565,850
Series 2000, AMT,		
7.600% 11/30/10(b)	500,000	551,250
<b>GMAC Municipal Mortgage Trust</b>		
AMT,		
5.600% 10/31/39(b)	500,000	540,780
<b>Munimae TE Bond Subsidiary LLC</b>		
Series 2005 C-3, AMT,		
5.500% 11/29/49(b)	1,000,000	1,055,740
Multi-Family Total		2,713,620
<b>HOUSING TOTAL</b>		<b>2,713,620</b>

**Total Municipal Preferred Stocks**  
**(cost of \$2,500,000)**

**2,713,620**

**Shares**

**Value (\$)**



**Investment Company** 0.0%



Edgar Filing: COLONIAL INVESTMENT GRADE MUNICIPAL TRUST - Form N-Q

Dreyfus Tax-Exempt Cash Management Fund	1,695	1,695
<b>Total Investment Companies</b> <b>(cost of \$1,695)</b>		<b>1,695</b>

Par (\$)

Short-Term Obligations 1.4%

Edgar Filing: COLONIAL INVESTMENT GRADE MUNICIPAL TRUST - Form N-Q

<b>VARIABLE RATE DEMAND NOTES (j) 1.4%</b>		
<b>MO Health &amp; Educational Facilities Authority</b>		
SSM Health Care Corp., Series 2005 C-1, Insured: FSA, SPA: UBS AG 3.650% 06/01/19	800,000	800,000
<b>MS Jackson County Pollution Control</b>		
Chevron Corp., Series 1993, 3.650% 06/01/23	100,000	100,000
<b>NY New York City</b>		
Series 1993 A-7, LOC: Morgan Guaranty Trust 3.610% 08/01/20	700,000	700,000
<b>WY Uinta County</b>		
Chevron Corp., Series 1993, 3.650% 08/15/20	200,000	200,000
<b>VARIABLE RATE DEMAND NOTES TOTAL</b>		<b>1,800,000</b>

Edgar Filing: COLONIAL INVESTMENT GRADE MUNICIPAL TRUST - Form N-Q

<b>Total Short-Term Obligations</b> (cost of \$1,800,000)		<b>1,800,000</b>
<b>Total Investments</b> 145.7% (cost of \$181,781,554)(j)(k)		<b>192,379,844</b>
<b>Auction Preferred Shares Plus Cumulative Unpaid Distributions- (45.4) %</b>		<b>(60,008,956)</b>
<b>Other Assets &amp; Liabilities, Net</b> (0.3)%		<b>(364,944)</b>
<b>Net Assets</b> 100.0%		<b>132,005,944</b>

**Notes to Investment Portfolio:**

\*

**Security Valuation:**

Debt securities generally are valued by pricing services approved by the Fund's Board of Trustees, based upon market transactions for normal, institutional-size trading units of similar securities. The services may use various pricing techniques which take into account appropriate factors such as yield, quality, coupon rate, maturity, type of issue, trading characteristics and other data, as well as broker quotes. Debt securities for which quotations are readily available are valued at an over-the-counter or exchange bid quotation. Certain debt securities, which tend to be more thinly traded and of lesser quality, are priced based on fundamental analysis of the financial condition of the issuer and the estimated value of any collateral. Valuations developed through pricing techniques may vary from the actual amounts realized upon sale of the securities, and the potential variation may be greater for those securities valued using fundamental analysis.

Short-term debt obligations maturing within 60 days are valued at amortized cost, which approximates market value.

Investments in other investment companies are valued at net asset value.

Futures contracts are valued at the settlement price established each day by the board of trade or exchange on which they are traded.

The Fund may engage in swap transactions such as interest rate (and forward) swaps, consistent with its investment objective and policies to obtain a desired return at a lower cost than if the Fund had invested directly in the asset that yielded the desired return. Swaps involve the exchange by the Fund with another party of their respective commitments to pay or receive interest or total return throughout the lives of the agreements. The interest to be paid or received on swaps is included in net realized gain/(loss) on investments. Unrealized gains are reported as an asset and unrealized losses are reported as a liability on the Statement of Assets and Liabilities. A realized gain or loss is recorded upon termination of swap agreements and is equal to the difference between the Fund's basis in the swap and the proceeds from (or cost of) the closing transaction. Swap agreements are stated at fair value. Notional principal amounts are used to express the extent of involvement in these transactions, but the amounts potentially subject to credit risk are much smaller.

If there is a default by the counterparty to a swap contract, the Fund will be limited to contractual remedies pursuant to the agreements related to the transaction. There is no assurance that the swap contract counterparties will be able to meet their obligations

pursuant to the swap contracts or that, in the event of default, the Fund will succeed in pursuing contractual remedies. The Fund thus assumes the risk that it may be delayed in or prevented from obtaining payments owed to it pursuant to the swap contracts.

Investments for which market quotations are not readily available, or have quotations which management believes are not appropriate, are valued at fair value as determined in good faith under consistently applied procedures established by and under the general supervision of the Board of Trustees. If a security is valued at a fair value, such value is likely to be different from the last quoted market price for the security.

- (a) Zero coupon bond.
- (b) Security exempt from registration pursuant to Rule 144A under the Securities Act of 1933. These securities may be resold in transactions exempt from registration, normally to qualified institutional buyers. At February 28, 2007, these securities, which did not include any illiquid securities except the following, amounted to \$4,049,682 which represents 3.1% of net assets.

Security	Acquisition Date	Par/Unit	Cost	Value
Resolution Trust Corp. Pass Through Certificates, Series 1993 A, 8.500%	12/01/16	08/27/93 \$ 227,741	\$ 232,276	\$ 226,083

- (c) Security purchased on a delayed delivery basis.
- (d) The Fund has been informed that each issuer has placed direct obligations of the U.S. Government in an irrevocable trust, solely for the payment of principal and interest.

- (e) Step bond. This security is currently not paying coupon. Shown parenthetically is the next interest rate to be paid and the date the Fund will begin accruing at this rate.
- (f) Security represents the underlying bond transferred to a special purpose entity established in a floating rate note transaction in which the Fund acquired the residual interest. This security serves as collateral serve in the transaction.
- (g) The security or a portion of the security is pledged as collateral for open futures contracts. At February 28, 2007, the total market value of securities pledged amounted to \$1,010,750.
- (h) The issuer is in default of certain debt covenants. Income is not being accrued. At February 28, 2007, the value of this security represents 0.1% of net assets.
- (i) Variable rate demand notes. These securities are payable upon demand and are secured by letters of credit or other credit support agreements from banks. The interest rates change periodically and the interest rates shown reflect the rates at February 28, 2007.
- (j) Cost for federal income tax purposes is \$180,442,034.
- (k) Unrealized appreciation and depreciation at February 28, 2007 based on cost of investments for federal income tax purposes was:

	Unrealized Appreciation	Unrealized Depreciation	Net Unrealized Appreciation
\$	15,835,770	\$ (3,897,960)	\$ 11,937,810

At February 28, 2007, the Trust held the following open short futures contracts:

Type	Number of Contracts	Value	Aggregate Face Value	Expiration Date	Unrealized Appreciation/ (Depreciation)
U.S Treasury Bonds	35	\$ 3,955,000	\$ 3,978,128	Mar-07	\$ 23,128
10-Year U.S Treasury Notes	35	3,800,781	3,780,160	Jun-07	(20,621)
					\$ 2,507

At February 28, 2007, the Trust held the following forward swap contract:

Notional Amount	Effective Date	Expiration Date	Counter- party	Receive (Pay)	Fixed Rate	Variable Rate	Unrealized Depreciation
\$ 9,000,000	02/01/07	05/08/07	JPMorgan Chase Bank	(Pay)	3.903	BMA Index	\$ (145,972)

Acronym	Name
AMBAC	Ambac Assurance Corp.
AMT	Alternative Minimum Tax
CGIC	Capital Guaranty Insurance Corp.
FGIC	Financial Guaranty Insurance Co.
FHA	Federal Housing Administration
FHLMC	Federal Home Loan Mortgage Corp.
FNMA	Federal National Mortgage Association
FSA	Financial Security Assurance, Inc.

GNMA	Government National Mortgage Association
LOC	Letter of Credit
MBIA	MBIA Insurance Corp.
QSBLF	Qualified State Bond Loan Fund
RAD	Radian Asset Assurance, Inc.
SPA	Stand-by Purchase Agreement



**Item 2. Controls and Procedures.**

(a) The registrant's principal executive officer and principal financial officers, based on their evaluation of the registrant's disclosure controls and procedures as of a date within 90 days of the filing of this report, have concluded that such controls and procedures are adequately designed to ensure that information required to be disclosed by the registrant in Form N-Q is accumulated and communicated to the registrant's management, including the principal executive officer and principal financial officer, or persons performing similar functions, as appropriate to allow timely decisions regarding required disclosure.

(b) There was no change in the registrant's internal control over financial reporting that occurred during the registrant's last fiscal quarter that has materially affected, or is reasonably likely to materially affect, the registrant's internal control over financial reporting.

**Item 3. Exhibits.**

Certifications pursuant to Rule 30a-2(a) under the Investment Company Act of 1940 (17 CFR 270.30a-2(a)) attached hereto as Exhibit 99.CERT.

---

**SIGNATURES**

Pursuant to the requirements of the Securities Exchange Act of 1934 and the Investment Company Act of 1940, the registrant has duly caused this report to be signed on its behalf by the undersigned, thereunto duly authorized.

(registrant)	Colonial Investment Grade Municipal Trust
By (Signature and Title)	/s/ Christopher L. Wilson Christopher L. Wilson, President
Date	April 26, 2007

Pursuant to the requirements of the Securities Exchange Act of 1934 and the Investment Company Act of 1940, this report has been signed below by the following persons on behalf of the registrant and in the capacities and on the dates indicated.

By (Signature and Title)	/s/ Christopher L. Wilson Christopher L. Wilson, President
Date	April 26, 2007
By (Signature and Title)	/s/ J. Kevin Connaughton J. Kevin Connaughton, Treasurer
Date	April 26, 2007

---